

TECHNICAL DATA SHEET

Type B Gas Vent

ECCO

PRODUCT LINE

ECCO - Type B Gas Vent



APPLICATIONS

- ECCO Type B Gas Vent and accessories are for venting listed in the Natural Gas or Propane Category I or appliances equipped with a draft hood
- ECCO Type B Gas Vent may be used on other gas-burning appliances, provided the appliance is certified for use with Type B Gas Vent, the installation conforms to the appliance installation instructions, and the installation is acceptable to the requirements of the local authority having jurisdiction

UL and ULC LISTINGS

1. UL-441 Standard, Gas Vents
2. ULC-S605 Standard for Gas Vents

10" THROUGH 30" CONNECTION DETAILS

Insert the male coupler into the female coupler and use sheet metal screws through holes in the female coupler:



3" THROUGH 8" CONNECTION DETAILS

Align the seams and twist left to lock:



RATINGS/INSTALLATION REQUIREMENTS

- Maximum 470° continuous flue gas temperature
- Negative vent pressures only
- Install at ¼" per foot slope back towards appliance

MATERIALS

- Inner liner made of Aluminum Alloy
- Insulating air space
 - ¼" on diameters 3" through 8"
 - 1" air space on diameters 10" through 30"
- Outer jacket made of Galvalume Steel
- All supports and accessories are Galvanized Steel


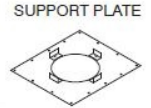


TECHNICAL DATA SHEET

Type B Gas Vent

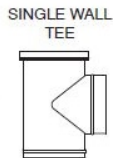
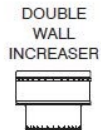


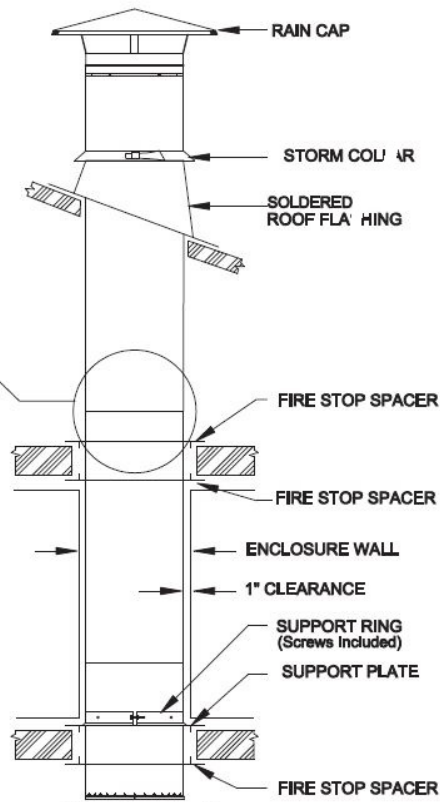
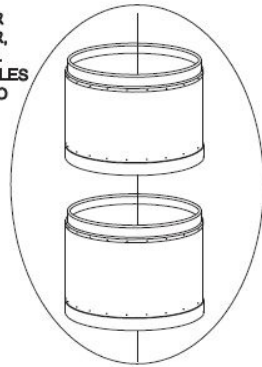
ECCO

PRODUCT LINE
ECCO - Type B Gas Vent



Type B Gas Vent Installation Model E/V-Commercial 10" - 30"

- 10" - 30" SIZES
- TO JOIN VENT PIPES,
INSERT MALE COUPLER
INTO FEMALE COUPLER,
AND USE SHEET METAL
SCREWS THROUGH HOLES
IN FEMALE COUPLER TO
FASTEN PIPES.



TYPE B GAS VENT INSTALLATION MODEL E/V-COMMERCIAL 28" - 30"

